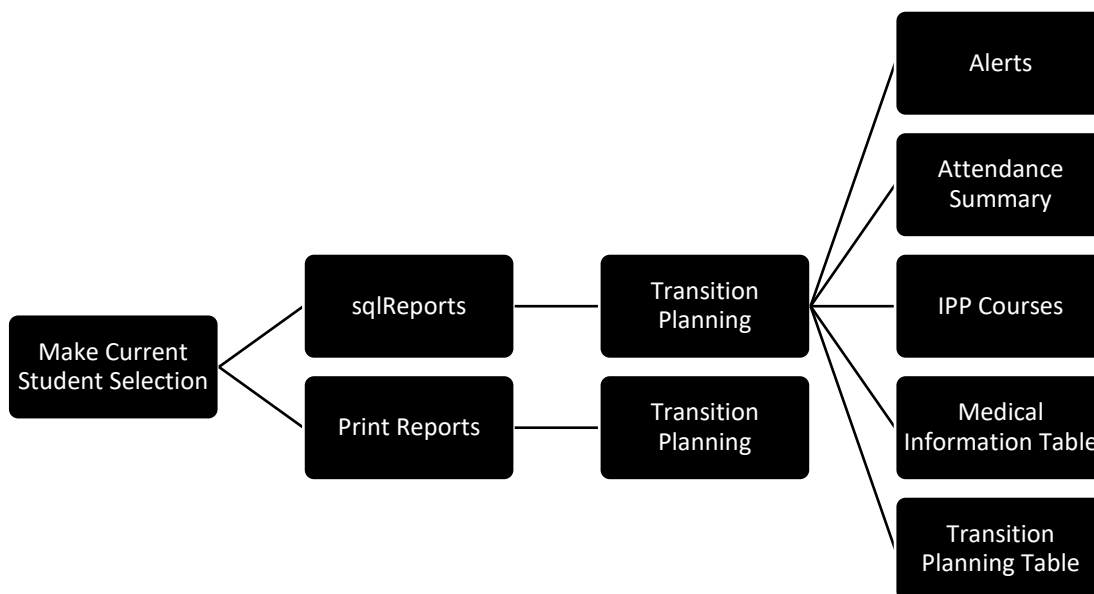
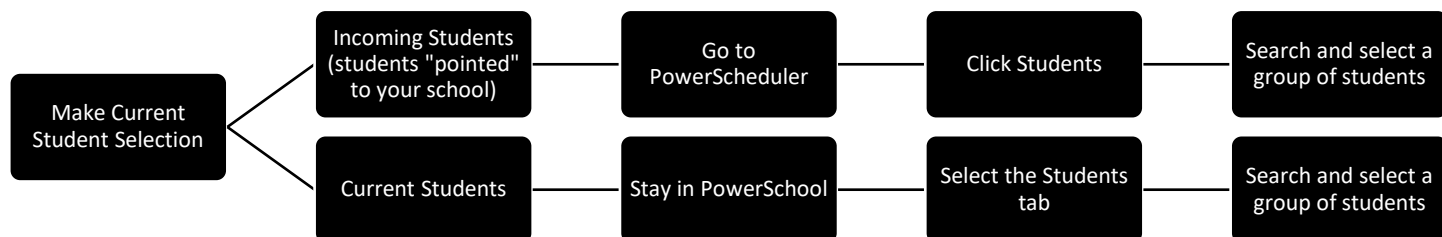


SUPPORTING STUDENT TRANSITION BETWEEN SCHOOLS IN HRCE

This guide provides instructions to access student information in PowerSchool to support the transition process that occurs as students move from one school to the next in HRCE. The reports created for this process require being able to select a group of students currently enrolled at another school. As a result of this requirement, the reports are limited to School Administrators, SIS Administrators and School Registrars.



MAKE CURRENT STUDENT SELECTION



USEFUL SEARCHES IN POWERSCHEDULER IN THE SPRING SCHEDULING SEASON

Search by	Next Year Grade Level	Next Year Program	Feeder School
Search	sched_nextyeargrade=	sched_nextyearprogram=	enrollment_schoolid=
Example	sched_nextyeargrade=7	sched_nextyearprogram=J005	enrollment_schoolid=###


You can compound any of these searches by entering a semi-colon in between searches. For example:

`sched_nextyeargrade=7;sched_nextyearprogram=J005;enrollment_schoolid=600`

To obtain a list of schoolid numbers for your feeders, contact your SIS Scheduling Contact.

PRINT REPORTS

The Transition Planning report in Print Reports provides one page for each student in the selection. It provides registration information, medication information, alerts and programming information as well as the student photo.



Name: _____
 Current School: _____
 Grade: _____ Current Program: _____
 Next Grade: _____ Next Program: _____

Basic Information
 Name: _____ Preferred First Name: _____
 Date of Birth: _____ Gender: _____
 Student Number: _____
 Funding Type: _____ International Status: _____

Programming
 Current Adaptations: _____ Previous Adaptations: _____
 Current IPP: _____ Previous IPP: _____
 Academic IPP: _____ Social Development IPP: _____
 Life Skills IPP: _____ Enrichment IPP: _____
 Disorder Exists: _____

Alerts
 Discipline: _____
 Guardian: _____
 Medical: _____

Medical Information
 Allergies: _____ Asthma: _____ Epilepsy: _____ Heart Condition: _____
 Anxiety: _____ Diabetes: _____ Flight: _____
 Anaphylaxis: _____ Catheter: _____ Diagnosed Mental Illness: _____
 Medication: _____ Seizures: _____ Mental Condition: _____
 Tube Feeding: _____
 Emergency Care Plan: _____ Health Care Plan: _____
 Other: _____

Notes

SQLREPORTS

Report	Description
Alerts	Identifies students who have information in any of the alert fields and displays the information as a table. Alerts: Other, Guardian, Medical, Discipline
Attendance Summary	Displays aggregated attendance for each student
IPP Courses	Identifies students scheduled for academic IPP courses and lists the courses for each student
Medical Information Table	Identifies students who have medical information in PowerSchool and displays the information as a table
Transition Planning Table	Displays programming, demographic and alert information as a table